



HF MARINE TRANSCEIVER

IC-M802

**The latest ICOM
Digital Signal Processor
technology with
a compact remote head**



Standard 4 × 8 remote controller

The IC-M802 offers an industry-standard 4-inch tall (10.16 cm) remote controller. When set up with the IC-M502 VHF radio, Icom offers you a complete communications station.

Large LCD with dot matrix characters

You can easily read the alphanumeric name of any of the 1355 ITU channels at a glance with the large LCD display. Nighttime operation is no problem with 10 levels (plus OFF) adjustable backlit display and keypad.

Easy to use in all conditions

The IC-M802 offers two large dials – bank and channel – for easy channel selection. Up to 16 banks of 20 (max.) each for user channels, and 17 banks for ITU channels are available.

Built-in digital selective calling

For added safety at sea, the IC-M802 offers the latest in one-touch DSC emergency communications technology. (ITU Class E standard.) The emergency button is covered by a red, spring loaded hatch to avoid accidental DSC activation.

Digital signal processor advantage

The speech compressor, utilizing DSP, increases average talk power. Flexible filter settings provide for narrow band signals like e-mail, SITOR, FSK and other operation without an optional filter.

150W (PEP) of powerful output

150 Watts of power offers superior worldwide communications. A one piece, die cast aluminum chassis and a large cooling fan allow continuous transmission at full output power – very important for data communications, like e-mail.

One-touch e-mail access

An SSB first! The IC-M802 can be set to memorize your HF e-mail access frequency, mode and bandwidth settings. At sea e-mail has never been easier.

* Please consult with an HF e-mail provider for details.

Automatic antenna tuner, AT-140

An optional automatic antenna tuner, AT-140, easily connects to the IC-M802. When the tuner cannot tune the antenna, the IC-M802 bypasses the tuner and displays a warning indicator on the LCD.

Other features

- Wide band receive coverage (0.5 – 29.9999MHz)
- Remote control mic allows you to select channels directly
- Accessory RS-232C port allows connection of modem, etc.
- GPS input, NMEA 0183 version 3.01
- A headphone jack in front of the controller

Icom Inc.

SPECIFICATIONS

GENERAL

- Frequency coverage (Unit : MHz):
 - Rx 0.5–29.9999 (continuous)
 - Tx 1.6– 2.9999, 4.0– 4.9999, 6.0– 6.9999
 - 8.0– 8.9999, 12.0–13.9999, 16.0–17.9999
 - 18.0–19.9999, 22.0–22.9999, 25.0–27.5000
- Type of emission : J3E (SSB), J2B (AFSK), F1B (FSK), A1A (CW), H3E (AM*) (*Rx only)
- Number of channels : 1355 (max.) (160 programmable channels; 249 ITU SSB duplex; 72 ITU SSB simplex; 662 ITU FSK duplex; 160 e-mail; 21 ITU 4MHz simplex; 31 ITU 8MHz simplex)
- Antenna impedance : 50Ω (SO-239)
- Power supply requirement : 13.6V DC ±15%
- Max. current drain (at 13.6V DC):
 - Tx (Max. power) 30A (typ.)
 - Rx (Max. audio) 3.0A
- Operating temp. range : –30°C to +60°C; –22°F to +140°F
 - Guaranteed range : –20°C to +55°C; –4°F to +131°F
- Frequency stability : ±10Hz (at –20°C to +55°C)

- Dimensions (W×H×D; projections not included):
 - Main unit 240×94×238.4mm; 9¹/₁₆×3¹/₁₆×9⁹/₁₆ in
 - Controller 220×110×84.4mm; 8²/₃₂×4¹/₃₂×3³/₁₆ in
 - Speaker 110×110×84.4mm; 4¹/₃₂×4¹/₃₂×3³/₁₆ in
- Weight :
 - Main unit 4.7kg; 10.36lb
 - Controller 570g; 1.26lb
 - Speaker 370g; 0.81lb

TRANSMITTER

- Output power : 150, 60, 20W PEP (Selectable)
- Spurious emissions : –62dB
- Unwanted sideband : 55dB
- Carrier suppression : 40dB
- Microphone impedance : 2.4kΩ

Supplied accessories:

- Separation cable, OPC-1106 (5m; 16.4ft)
- Hand microphone, HM-135
- External speaker, SP-24
- Mounting bracket kits
- Microphone hanger
- DC power cables
- ACC plugs
- Spare fuses

RECEIVER

- Sensitivity (at 10dB S/N) :

	J3E, A1A	J2B, F1B	H3E	DSC (J2B)
0.5– 1.5999MHz	6.3μV	–	32μV	0.5μV (at 1% error rate)
1.6– 1.7999MHz	0.89μV	0.89μV	6.3μV	
1.8– 3.9999MHz	0.5μV	0.5μV	3.2μV	
4.0–29.9999MHz	–	–	–	


- Spurious response rejection ratio:
 - Tx/Rx (1.6–29.9999MHz) More than 70dB
 - DSC (Except 1st IF image) More than 50dB
 - (1st IF image) More than 60dB
- Audio output power : 4.0W at 10% distortion (at 13.6V DC) with a 4Ω load
- Audio output impedance: 4–8Ω
- Clarity variable range : ±150Hz
- GPS interface : NMEA 0183 version 3.01

All stated specifications are subject to change without notice or obligation.

OPTIONS

Some options may not be available in some countries. Please ask your dealer for details.

AT-140 HF AUTOMATIC ANTENNA TUNER



Matches the transceiver to a long wire antenna with little insertion loss. Cable connections are easy to install. AT-130 is also available.

MN-100 ANTENNA MATCHER



Match the transceiver to a dipole antenna. Covers all HF bands from 1.5 to 30MHz. Two 8m (26.2ft) antenna wires come attached.

MN-100L ANTENNA MATCHER



Match the transceiver to a longwire antenna. Covers all HF bands from 1.5 to 30MHz. A 15m (49.2ft) antenna wire comes attached.

OPC-1147/N SHIELDED CONTROL CABLE



10m (32.8ft) shielded control cable connects between AT-140 and transceiver. OPC-1147N is for use with AT-140 Version 36.

HM-135 HAND MICROPHONE



Water resistant, remote function mic. Same as supplied.

MB-75 FLUSH MOUNT KIT



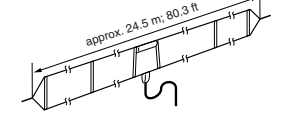
For mounting the controller or speaker to a panel.

SP-24 EXTERNAL SPEAKER



4x4-inch external speaker. Same as supplied. Input impedance: 4Ω. Max. input power: 7W.

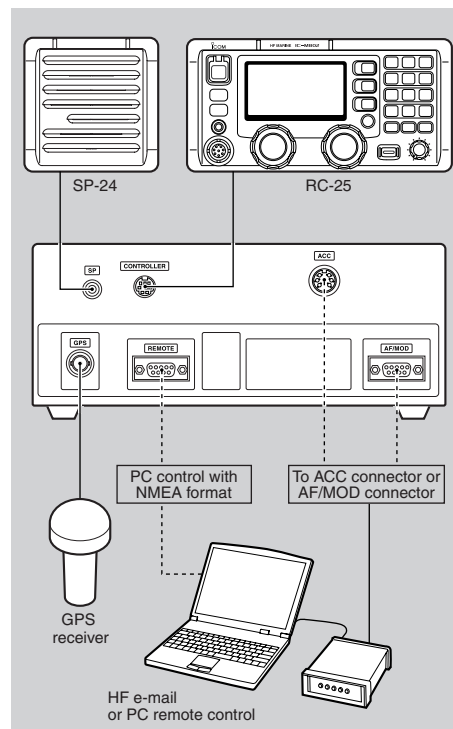
AH-710 FOLDED DIPOLE ANTENNA



Covers 1.9 to 30MHz band. Has an SO-239 connector and 30m (98.4ft) coaxial cable. Easy to assemble (non-kink construction).

- RC-25 REMOTE CONTROLLER Remote controller head. Same as supplied.
- OPC-1106 SEPARATION CABLE 5m (16.4ft) separation cable between controller and main unit. Same as supplied.

SYSTEM OVERVIEW



Icom Inc. 1-1-32, Kami-minami, Hirano-ku, Osaka 547-0003, Japan Phone: +81 (06) 6793 5302 Fax: +81 (06) 6793 0013

URL: <http://www.icom.co.jp/world/index.html>

Count on us!

Icom America Inc.

2380 116th Avenue NE,
Bellevue, WA 98004, U.S.A.
Phone : +1 (425) 454-8155
Fax : +1 (425) 454-1509
E-mail : sales@icomamerica.com
URL : <http://www.icomamerica.com>

Icom New Zealand

146A Harris Road, East Tamaki,
Auckland, New Zealand
Phone : +64 (09) 274 4062
Fax : +64 (09) 274 4708
E-mail : inquiries@icom.co.nz
URL : <http://www.icom.co.nz>

Icom (UK) Ltd.

Unit 9, Sea St., Herne Bay,
Kent, CT6 8LD, U.K.
Phone : +44 (01227) 741741
Fax : +44 (01227) 741742
E-mail : info@icomuk.co.uk
URL : <http://www.icomuk.co.uk>

Asia Icom Inc.

6F No. 68, Sec. 1 Cheng-Teh Road,
Taipei, Taiwan, R.O.C.
Phone : +886 (02) 2559 1899
Fax : +886 (02) 2559 1874
E-mail : sales@asia-icom.com
URL : <http://www.asia-icom.com>

Your local distributor/dealer:

Icom Canada

Glenwood Centre #150-6165 Highway 17,
Delta, B.C., V4K 5B8, Canada
Phone : +1 (604) 952-4266
Fax : +1 (604) 952-0090
E-mail : info@icomcanada.com
URL : <http://www.icomcanada.com>

Icom (Europe) GmbH

Communication Equipment
Himmelgeister Str. 100,
D-40225 Düsseldorf, Germany
Phone : +49 (0211) 346047
Fax : +49 (0211) 333639
E-mail : info@icomeurope.com
URL : <http://www.icomeurope.com>

Icom France s.a.s.

Zac de la Plaine,
1 Rue Brindejonc des Moulinais, BP 45804,
31505 Toulouse Cedex 5, France
Phone : +33 (5) 61 36 03 03
Fax : +33 (5) 61 36 03 00
E-mail : icom@icom-france.com
URL : <http://www.icom-france.com>

Icom (Australia) Pty. Ltd.

Unit 1 / 103 Garden Road,
Clayton VIC 3168 Australia
Phone : +61 (03) 9549 7500
Fax : +61 (03) 9549 7505
E-mail : sales@icom.net.au
URL : <http://www.icom.net.au>

Icom Spain S.L.

Ctra. Rubi, No. 88 "Edificio Can Castanyer"
08190, Sant Cugat del Valles, Barcelona, Spain
Phone : +34 (93) 590 26 70
Fax : +34 (93) 589 04 46
E-mail : icom@icomspain.com
URL : <http://www.icomspain.com>

Icom Polska

Sopot, 3 maja 54, Poland
Phone : +48 (58) 550 7135
Fax : +48 (58) 551 0484
E-mail : icompolska@icompolska.com.pl
URL : <http://www.icompolska.com.pl>